

PSE 37_-8 in stainless steel housing with brushless DC motor

Positioning of auxiliary and positioning axes



Special features

- complete solution including motor, gear, controller, absolute measuring system and bus interface
- quickly recoups automation costs by considerably reducing setup time
- eliminates the need for reference runs
- address may be set using the BUS or a manual decade switch (optional)
- bus cable may be looped through
- V4A design for housing

nominal power output	20 W
start-up duration	30 % (basis time 300 s)
supply voltage	24 VDC \pm 10 % galvanic separation between control unit and motor
nominal current	2 A
power consumption (control unit)	0.1 A
positioning accuracy position data are acquired directly at the output shaft	0.9 °
positioning range	256 rotations, no mechanical limits
shock resistance as stipulated in DIN IEC 68-2-27	50 g 11 ms
resistance to vibration as stipulated in DIN IEC 68-2-6	10...55 Hz 1.5 mm / 55...1000 Hz 10 g / 10...2000 Hz 5 g
testing	CE
output shaft	external square 10 mm or 8 H9 hollow shaft with adjustable collar
maximum axial thrust	20 N
maximum radial force	40 N
ambient temperature	0...45 °C
storage temperature	-10...70 °C
protection class	IP 67 when in operation IP 68 when not in operation
V4A design for housing	
weight	1200 g

Technical data

nominal power	nominal torque	self-holding torque	nominal rated speed	A model
20 W	1 Nm	0.5 Nm	180 min ⁻¹	371-8
20 W	2 Nm	1 Nm	100 min ⁻¹	372-8
20 W	5 Nm	2.5 Nm	35 min ⁻¹	375-8

data interface	B
CANopen / DS 301	C
Profibus DP (switchable bus terminator)	DP
DeviceNet	DN
Sercos III	S3
EtherCat	EC
Bus cable may be looped through	

optional address switch	C
no address switch	O
with address switch	A

output shaft	D
external square, 10 mm	V
8 H9 hollow shaft with adjustable collar	H

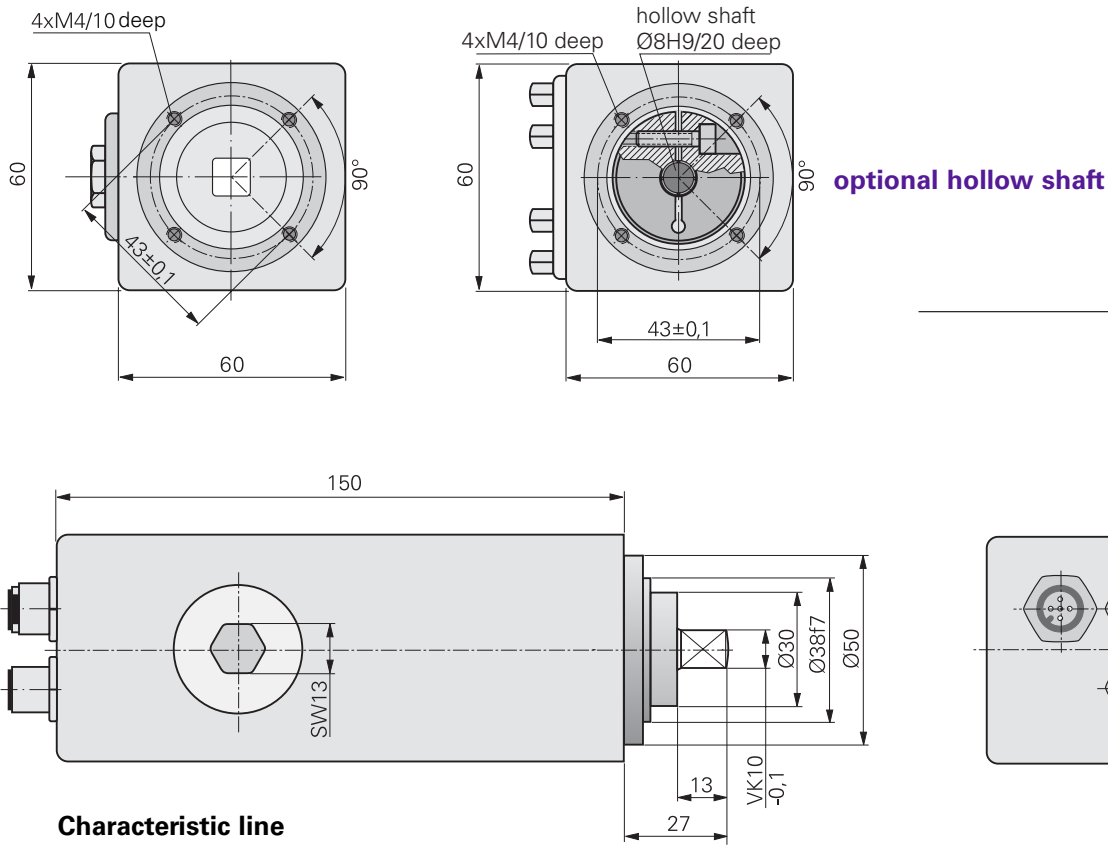
instrument connections
round socket for power supply and bus + 2nd connection for data bus

Order key

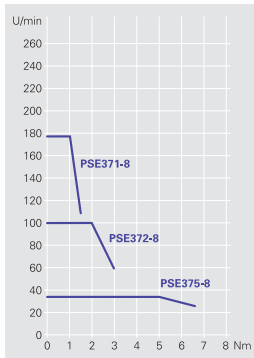
A B C D			
PSE	-	-	-
accessories (connectors)			
<input type="checkbox"/> Standard (connector for bus and power supply)			9601-0076
<input type="checkbox"/> Standard + 2nd data bus connector			9601-0077

PSE 37_-8 in stainless steel housing with brushless DC motor

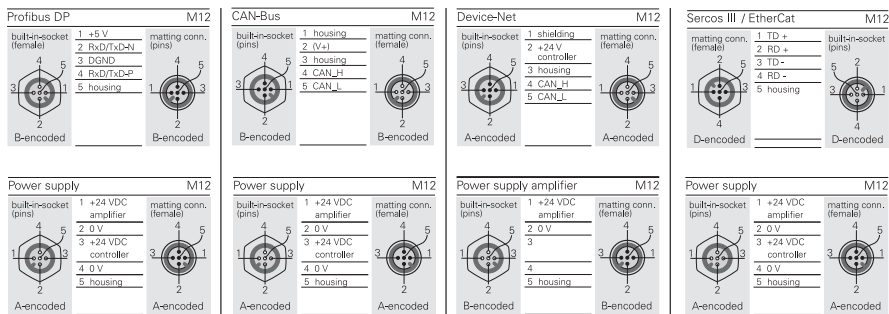
Dimension drawing



Characteristic line



Connection diagram



Functional block diagram

